

- **Factory**
- **Garden**
- **Street and Roadway**
- **Outdoor Schoolyard**



Lumen Output up to 120 lumens per watt

CRI more than 70

Dimmable driver

Input voltage: AC100-277V

Reduces energy consumption up to 60%.


Warranty: 5 years

Slip mounting installation

Suitable for wet location(IP65)

Special outdoor luminaire design

UL, cUL,



Excellent Design

Our Compact LED COB Street Light special used high quality LED chip, and each LED modules that produce up to 100 Lumens per watt - Save even more by using a lower watt unit and still getting the light you need. Focus on your lumen needs, not on watts. This LED area light only uses Premium grade LED components. High strength housing make this an industrial grade LED Parking lot or Shoe Box light.

Brighter Light

100 Watt LED puts out 12,000 Lumens and can replace a 300 watt Metal halide MH or HPS/HID light. 5000K light color ensures a bright clear light. Light can be used as Parking Lot Lights, Sports Court Lights, Street Lights, walkways, roadways or any other use.

Photocell Included and Easy Adjustable Mount

Unit also has photocell for dusk to dawn usage. Can be removed if not needed. Unit comes with an adjustable slip mount designed to fit on standard circular poles. Inner diameter is 2 3/8 inches, so pole can be 2 - 2.4inches. With slip mount the LED Parking Lot light can be angled up or down depending on if you are mounting vertical or horizontal. The most versatile mount option. Arm mount and Trunnion mount options can match more locations.

IES Classification

The Type III distribution is ideal for roadway, general parking and other area lighting applications where a larger pool of lighting is required. It has greater street side (transverse) throw, allowing the light to project outward and fill the area.



Product pictures



50W~80W



80W~150W

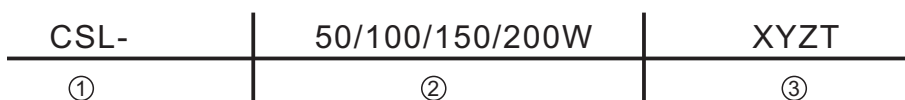


150W~200W

Parameter

Typical Model	CSL-50W XYZT	CSL-100W XYZT	CSL-150W XYZT	CSL-200W XYZT
Power consumption	50 W	100 W	150 W	200 W
Input voltage	100-277V	100-277V	100-277V	100-277V
Luminous flux	5,000LM	10,000LM	15,000LM	30,000LM
Life span(Hours)	50,000 H	10,000 H	15,000 H	30,000 H
CCT	2700K~6500K	2700K~6500K	2700K~6500K	2700K~6500K
Beam angle	140°	140°	140°	140°
Ingress protection	IP65	IP65	IP65	IP65
Installation height	<20 Meters	<20 Meters	<20 Meters	<20 Meters
Operating temperature	-30°C~45°C	-30°C~45°C	-30°C~45°C	-30°C~45°C
Warranty	5 years	5 years	5 years	5 years
Lens material	Glass	Glass	Glass	Glass

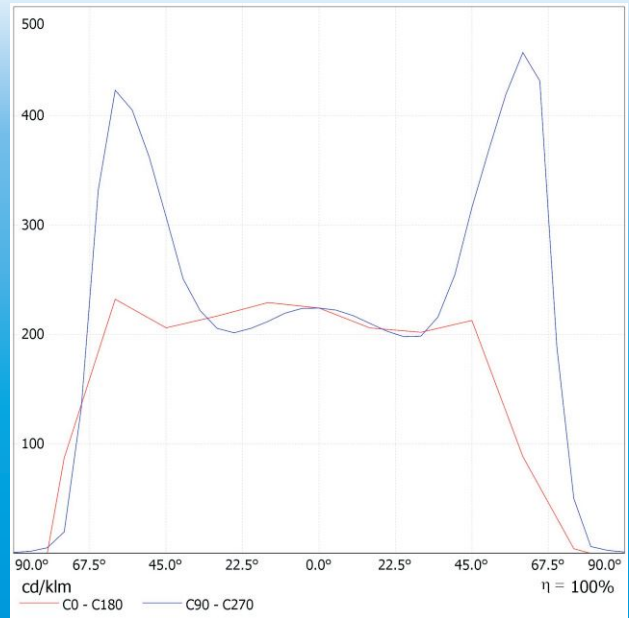
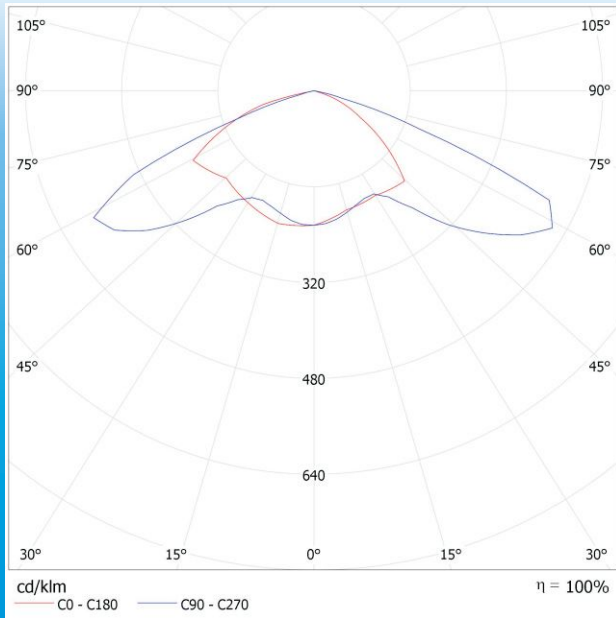
Order Guide



- ① COB Street Light
- ② Wattage: 50~200W, each 10W gradually increase
- ③ XYZT; X denotes shape, it can be A denotes one COB head, B denotes two COB heads, C denotes three COB heads

Photometric curves

50W distribution curve flux



100W distribution curve flux

